



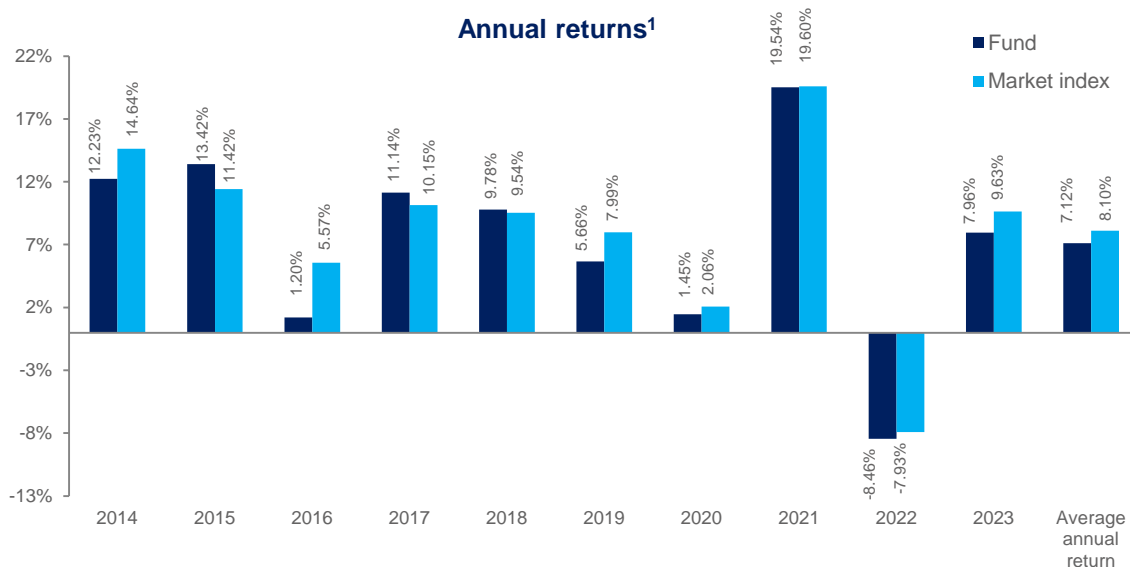
Currency risk: Where the Fund invests outside of New Zealand, its returns will be affected by movements between the New Zealand dollar and other currencies. Some currency risk is mitigated by hedging the overseas currency.

Interest rate risk: The Fund's market value includes fixed income securities which can change due to changes in interest rates. Relatively small changes in interest rates can significantly impact the market value of fixed income assets.

### How has the fund performed?

	Average over past 5 years	Past year
Annual return (after deductions for charges and tax)	4.83%	7.96%
Annual return (after deductions for charges but before tax)	5.65%	9.04%
Market index annual return (reflects no deduction for charges and tax)	6.01%	9.63%

The market index return is the strategic asset allocation weighted benchmark index return, where the benchmark indices are defined in the Plan's statement of investment policy and objectives (SIPO), which can be viewed on the schemes register at [disclose-register.companiesoffice.govt.nz](https://disclose-register.companiesoffice.govt.nz).



This shows the return after fund charges and tax for each of the last 10 years ending 30 June. The last bar shows the average annual return for the past 10 years, up to 30 June 2023.

Important: This does not tell you how the Fund will perform in the future.

## What fees are investors charged?

Investors in the Fund are charged fund charges. In the year to 30 June 2023 these were:

	% of net asset value
Total fund charges	0.79%
Which are made up of-	
Total management and administration charges	0.79%
Including -	
Manager's basic fee	0.03%
Other management and administration charges	0.76%
Total performance-based fees	0.00%
Other charges	
Standard administration fee <sup>2</sup>	\$24.84

Investors may also be charged individual action fees for specific actions or decisions (for example, for withdrawing from or switching funds). See the Plan's Member Booklet, available at <https://www.teachersretire.org.nz/documents.html> for more information about those fees.

Small differences in fees and charges can have a big impact on your investment over the long term.

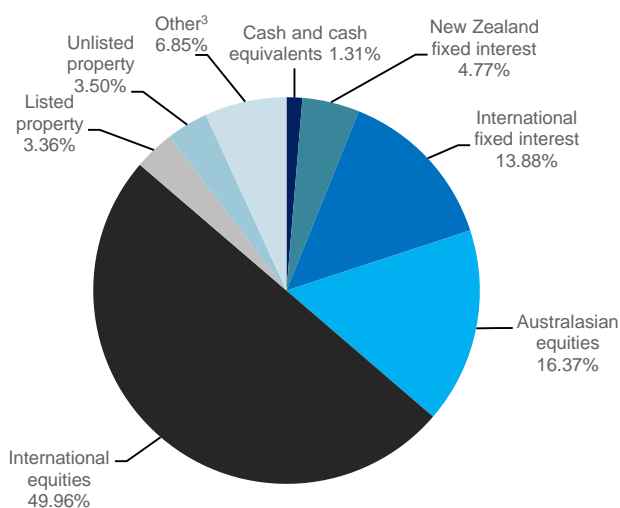
### Example of how this applies to an investor

Mary had \$10,000 in the Fund at the start of the year and did not make any further contributions. At the end of the year, Mary received a return after fund charges were deducted of \$904 (that is 9.04% of her initial \$10,000). Mary also paid \$24.84 in other charges. This gives Mary a total return after tax of \$771.16 for the year.

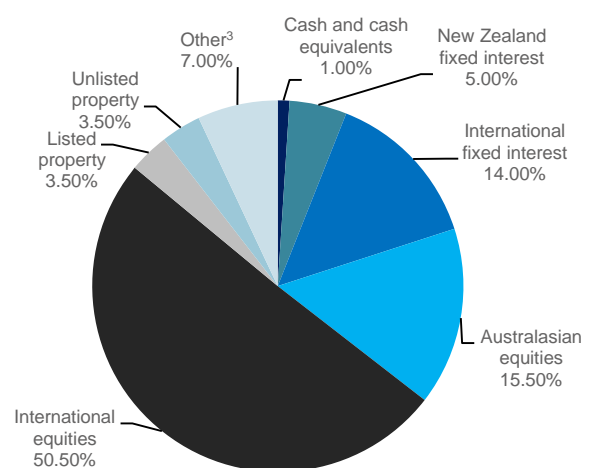
## What does the fund invest in?

This shows the types of assets that the Fund invests in.

Actual investment mix



Target investment mix



## Top 10 investments

	Asset name	% of fund net assets	Type	Country	Credit rating (if applicable)
1	First Sentier Investments Global Listed Infrastructure Fund	2.07%	Other	NZ	N/A
2	Fisher & Paykel Healthcare Corporation Limited	1.86%	Australasian equities	NZ	N/A
3	Robeco Global Credit Fund	1.64%	International fixed interest	AU	N/A
4	Microsoft Corporation	1.35%	International equities	US	N/A
5	Infratil Limited	1.24%	Australasian equities	NZ	N/A
6	BNP Paribas US Dollar Account	1.21%	International equities	US	N/A
7	Auckland International Airport Limited	1.18%	Australasian equities	NZ	N/A
8	Spark New Zealand Limited	1.04%	Australasian equities	NZ	N/A
9	Contact Energy Limited	1.01%	Australasian equities	NZ	N/A
10	Mainfreight Limited	0.95%	Australasian equities	NZ	N/A

The total value of the above assets is 13.55% of the net asset value of the Fund.

## Currency hedging

Currency hedging can apply to some of the asset classes the Fund invests in. The level of currency hedging for global shares is managed relative to the benchmark position of 50%. The actual position may change over time (between a range of 0% and 100%) depending on the investment manager's view of the relative strength or weakness of the New Zealand dollar. Other global assets classes (global fixed interest and real assets) target a fixed 100% net-of-tax hedge to the New Zealand dollar. For more information, refer to the Plan's SIPO available on the schemes register at [disclose-register.companiesoffice.govt.nz](https://disclose-register.companiesoffice.govt.nz).

## Key personnel

Name	Current position	Time in current position	Previous position	Time in previous position
Adam McKenzie	Head of Wealth, Mercer (N.Z.) Ltd	4 years and 3 months	Sales Leader, Institutional Wealth, Mercer Australia	9 years and 0 months
Padraig Brown	Chief Investment Officer – New Zealand, Mercer (N.Z.) Ltd	0 years and 10 months	Head of Real Estate – Pacific, Mercer Australia (Pty) Ltd	11 years and 0 months
David Callanan <sup>4</sup>	General Manager, Corporate Trustee Services, Public Trust	0 years and 11 months	Chief Legal & Risk Officer, Public Trust	2 years and 10 months
Garry Hughes	Head of Client Services, Corporate Trustee Services, Public Trust	1 year and 7 months	Relationship Manager, Guardian Trust	13 years and 6 months
Martyn Ogilvie	Manager Client Services, Corporate Trustee Services, Public Trust	3 years and 7 months	Senior Trust Officer, Corporate Trustee Services, Public Trust	18 years and 8 months

## Further information

You can also obtain this information and some additional information from the offers register at [disclose-register.companiesoffice.govt.nz](https://disclose-register.companiesoffice.govt.nz).

## Notes

1. The Fund's returns are shown after deductions for fund charges and tax. The market index returns are before any deductions for fund charges and tax.
2. The standard administration fee is deducted monthly per member. It is calculated on a sliding scale and averaged across all members.
3. Other includes investments in global infrastructure assets (listed and unlisted).
4. David Callanan has not been named in previous years' Fund Updates.