

Employee Retirement Plan

Growth Fund

Fund update for the year ended 30 June 2018

This fund update was first made publicly available on 28 September 2018.

What is the purpose of this update?

This document tells you how the Growth Fund (Fund) has performed and what fees were charged. The document will help you to compare the Fund with other funds. As Trustee of the Employee Retirement Plan, Public Trust prepared this update in accordance with the Financial Markets Conduct Act 2013. This information is not audited and may be updated.

Description of this fund

The Fund has a target asset allocation of 75% to growth assets and 25% in defensive assets. The Fund's investment objective is to exceed inflation by an average of at least 3.0% p.a. over a minimum 8-year period. This fund may be suitable for investors who want to achieve higher returns than those expected from investing in the other available options. Investors need to be comfortable with moderate to high fluctuations in returns.

Currency hedging

Currency hedging can apply to some of the asset classes this fund invests in. The level of currency hedging for global shares is managed between 0% and 100% and may change over time depending on Mercer's (investment manager) view of the relative strength (or weakness) of the New Zealand dollar. Other global assets classes (Global Fixed Interest and Real Assets), target a 100% net of tax hedge to the New Zealand dollar. Refer to the statement of investment policy and objectives for more information which is available from <https://disclose-register.companiesoffice.govt.nz>.

Total value of the fund	\$166,500,417.76
Number of investors in the fund	4579
The date the fund started	30 August 2002

What are the risks of investing?

Risk indicator for the Growth Fund



The risk indicator is rated from 1 (low) to 7 (high). The rating reflects how much the value of the fund's assets goes up and down. A higher risk generally means higher potential returns over time, but more ups and downs along the way.

To help you clarify your own attitude to risk, you can seek financial advice or work out your risk profile at www.sorted.org.nz/tools/investor-kickstarter.

Note that even the lowest category does not mean a risk-free investment, and there are other risks that are not

captured by this rating.

This risk indicator is not a guarantee of a fund’s future performance. The risk indicator is based on the returns data for the five-year period to 30 June 2018. While risk indicators are usually relatively stable, they do shift from time to time.

The risk indicator will continue to be updated in future fund updates.

General risks associated with investing in the Fund include:

Investment portfolio and asset class risk: The Fund will be subject to the particular risks applying to the types of assets in which the Fund invests.

Market risk: Returns on the Fund’s investments will be affected by the performance of investment markets generally. Market performance is affected by demand and supply, economic, technological, political, tax and regulatory conditions as well as market sentiment.

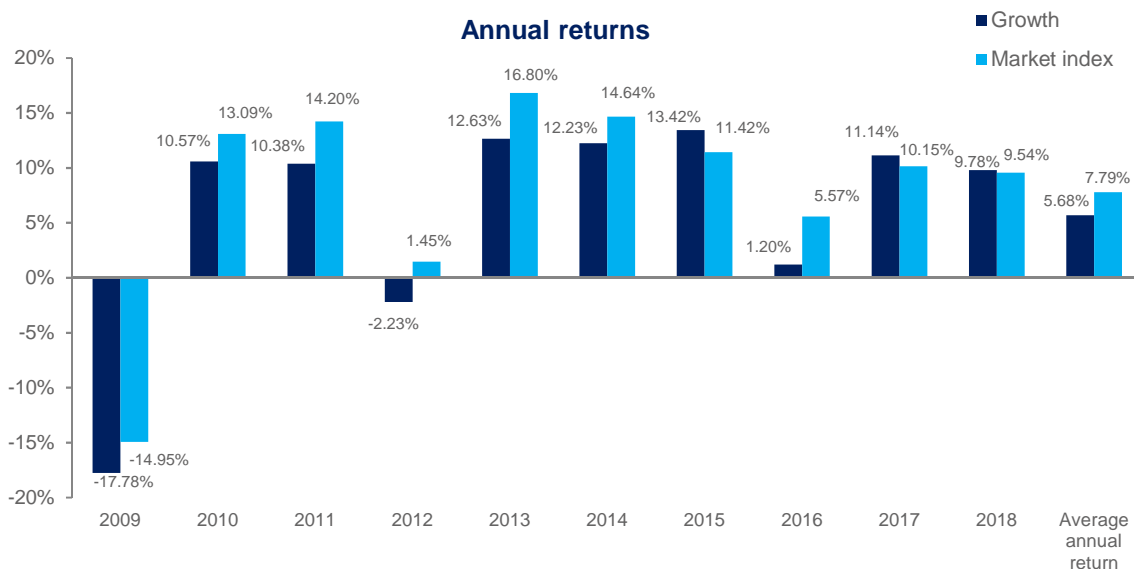
Currency risk: Where the Fund invests outside of New Zealand, its returns will be affected by movements between the New Zealand dollar and other currencies. Some currency risk is mitigated by hedging the overseas currency.

Interest rate risk: The Fund’s market value includes fixed income securities which can change due to changes in interest rates. Relatively small changes in interest rates can significantly impact the market value of fixed income assets.

How has the fund performed?

	Average over past 5 years	Past year
Annual return (after deductions for charges and tax)	9.47%	9.78%
Annual return (after deductions for charges but before tax)	11.18%	9.85%
Market index annual return (reflects no deduction for charges and tax)	10.22%	9.54%

The market index return is the strategic asset allocation weighted benchmark index return, where the benchmark indices are defined in the statement of investment policy and objectives, which can be viewed on the scheme register at www.companiesoffice.govt.nz/disclose.



This shows the return after fund charges and tax for each of the last 10 years ending 30 June. The last bar shows the average annual return for the past 10 years, up to 30 June 2018. The Fund’s returns are shown after deductions for fund charges and tax. The market index returns are before any deductions for fund charges and tax.

Important: This does not tell you how the Fund will perform in the future.

What fees are investors charged?

Investors in the Fund are charged fund charges. In the year to 30 June 2018 these were:

	% of net asset value
Total fund charges	0.95%
Which are made up of-	
Total management and administration charges	0.95%
Including -	
Manager’s basic fee	0.03%
Other management and administration charges	0.92%
Total performance-based fees	0.00%
Other charges	
Standard administration fee	The standard administration fee is deducted monthly per member. It is calculated on a sliding scale and averaged over the whole membership. For the year ending 30 June 2018, the annual fee per member was \$23.76.

Investors may also be charged individual action fees for specific actions or decisions (for example, for withdrawing from or switching funds). See the section 'Charges' in the Employee Retirement Plan Member Booklet dated 1 March 2017, available at <https://secure.superfacts.com/public/trss/Documents.tpz>, for more information about those fees.

Small differences in fees and charges can have a big impact on your investment over the long term.

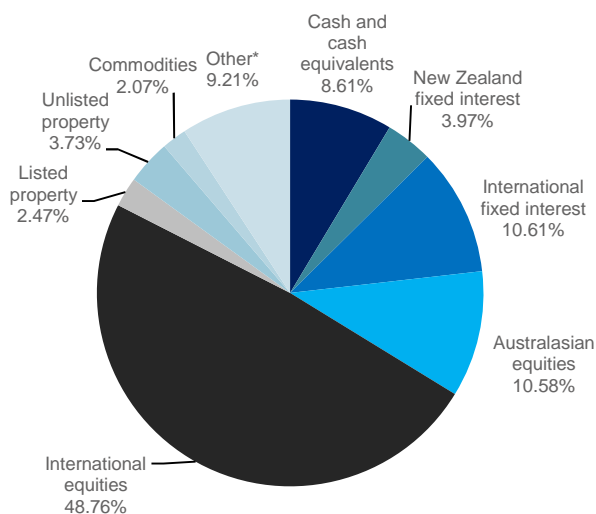
Example of how this applies to an investor

Mary had \$10,000 in the Fund at the start of the year and did not make any further contributions. At the end of the year, Mary received a return after fund charges were deducted of \$985.00 (that is 9.85 % of her initial \$10,000). Mary also paid \$23.76 in other charges. This gives Mary a total return after tax of \$954.24 for the year.

What does the fund invest in?

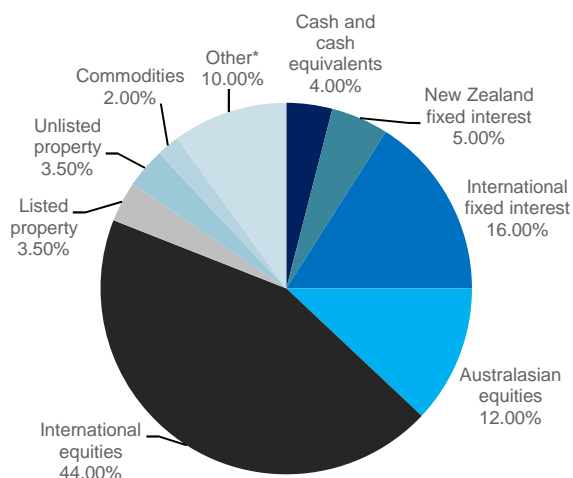
Actual investment mix

This shows the types of assets that the Fund invests in.



Target investment mix

This shows the mix of assets that the Fund generally intends to invest in.



*Other includes investments in global infrastructure assets (listed and unlisted) and hedge funds

Top 10 investments

	Asset name	% of fund net assets	Type	Country
1	AMP Capital Investors NZ Cash Fund	7.71	Cash and cash equivalents	NZ
2	ANZ Wholesale Sovereign Bond Fund	3.93	New Zealand fixed interest	NZ
3	USD BNP Paribas A/C	1.86	International equities	US
4	First State Investments Global Listed Infrastructure Fund	1.41	Other*	NZ
5	Robeco Global Credit	1.25	International fixed interest	AU
6	Challenger Harris Global Sovereign Bond Trust	1.10	International fixed interest	AU
7	Diversified MITNZ - NZD Cash	1.08	Cash and cash equivalents	NZ
8	The A2 Milk Company Limited	0.95	Australasian equities	NZ
9	Fisher Institutional Property Fund	0.93	Unlisted property	NZ
10	IFM Australian Infrastructure Wholesale Fund	0.89	Other*	AU

*Other includes investments in global infrastructure assets (listed and unlisted) and hedge funds

The total value of the above assets is 21.11% of the net asset value of the Fund.

Key personnel

Name	Current position	Time in current position	Previous position	Time in previous position
Russell Garrett	Head of Institutional Wealth, Mercer (N.Z.) Ltd	2 years and 3 months	Investment Consultant, Mercer (N.Z.) Ltd	7 years and 10 months
Philip Houghton-Brown	Chief Investment Officer, New Zealand, Mercer (N.Z.) Ltd	5 years and 11 months	Chief Investment Officer - OnePath (NZ) Ltd	5 years and 3 months
John Ross	General Manager, Corporate Trustee Services, Public Trust	1 year and 5 months	Head of Public Sector ANZ Bank New Zealand Limited	3 years and 6 months
Ireen Muir	Head of Client Services, Corporate Trustee Services, Public Trust	5 months	Senior Manager Client Services, Corporate Trustee Services, Public Trust	6 years and 5 months
Martyn Ogilvie	Senior Trust Officer, Corporate Trustee Services, Public Trust	18 years and 3 months	Administration Officer, AXA New Zealand	8 years and 0 months

Further information

You can also obtain this information and some additional information from the offer register at <https://disclose-register.companiesoffice.govt.nz>.