

Employee Retirement Plan Balanced Fund

Fund update for the year ended 30 June 2019

This fund update was first made publicly available on 7 November 2019.

What is the purpose of this update?

This document tells you how the Balanced Fund (**Fund**) has performed and what fees were charged. The document will help you to compare the Fund with other funds. As Trustee of the Employee Retirement Plan, Public Trust prepared this update in accordance with the Financial Markets Conduct Act 2013. This information is not audited and may be updated.

Description of this fund

The Fund has a target asset allocation of 55% to growth assets and 45% in defensive assets. The Fund's investment objective is to exceed inflation by an average of at least 2.25% per annum over a minimum seven-year period. The Fund may be suitable for investors who want to achieve slightly higher returns than those expected from investing in the stable option. Investors need to be comfortable with moderate fluctuations in returns.

Total value of the fund	\$350,477,167
Number of investors in the fund	7,415
The date the fund started	30 August 2002

What are the risks of investing?

Risk indicator for the Fund



← Potentially **lower** returns Potentially **higher** returns →

The risk indicator is rated from 1 (low) to 7 (high). The rating reflects how much the value of the fund's assets goes up and down. A higher risk generally means higher potential returns over time, but more ups and downs along the way.

To help you clarify your own attitude to risk, you can seek financial advice or work out your risk profile at sorted.org.nz/tools/investor-kickstarter.

Note that even the lowest category does not mean a risk-free investment, and there are other risks that are not captured by this rating.

This risk indicator is not a guarantee of a fund's future performance. The risk indicator is based on the returns data for the five-year period to 30 June 2019. While risk indicators are usually relatively stable, they do shift from time to time. The risk indicator will continue to be updated in future fund updates.

General risks associated with investing in the Fund include:

Investment portfolio and asset class risk: The Fund will be subject to the particular risks applying to the types of assets in which the Fund invests.

Market risk: Returns on the Fund’s investments will be affected by the performance of investment markets generally. Market performance is affected by supply and demand, economic, technological, political, tax and regulatory conditions as well as market sentiment.

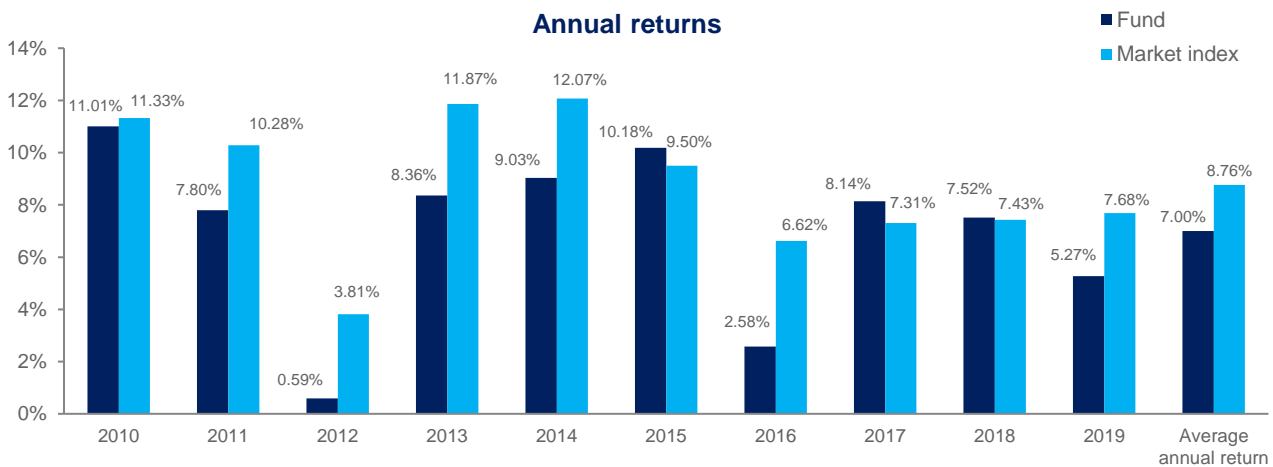
Currency risk: Where the Fund invests outside of New Zealand, its returns will be affected by movements between the New Zealand dollar and other currencies. Some currency risk is mitigated by hedging the overseas currency.

Interest rate risk: The Fund’s market value includes fixed income securities which can change due to changes in interest rates. Relatively small changes in interest rates can significantly impact the market value of fixed income assets.

How has the fund performed?

	Average over past 5 years	Past year
Annual return (after deductions for charges and tax)	6.70%	5.27%
Annual return (after deductions for charges but before tax)	7.94%	6.64%
Market index annual return (reflects no deduction for charges and tax)	7.70%	7.68%

The market index return is the strategic asset allocation weighted benchmark index return, where the benchmark indices are defined in the Plan’s statement of investment policy and objectives (SIPO), which can be viewed on the schemes register at disclose-register.companiesoffice.govt.nz.



This shows the return after fund charges and tax for each of the last 10 years ending 30 June. The last bar shows the average annual return for the past 10 years, up to 30 June 2019. The Fund’s returns are shown after deductions for fund charges and tax. The market index returns are before any deductions for fund charges and tax.

Important: This does not tell you how the Fund will perform in the future.

What fees are investors charged?

Investors in the Fund are charged fund charges. In the year to 30 June 2019 these were:

	% of net asset value
Total fund charges	0.78%
Which are made up of-	
Total management and administration charges	0.78%
Including -	
Manager's basic fee	0.03%
Other management and administration charges	0.75%
Total performance-based fees	0.00%
Other charges	
Standard administration fee ¹	\$24.24

Investors may also be charged individual action fees for specific actions or decisions (for example, for withdrawing from or switching funds). For more information, see the 'Charges' section in the Plan's Member Booklet available at secure.superfacts.com/public/trss/documents.tpz.

Small differences in fees and charges can have a big impact on your investment over the long term.

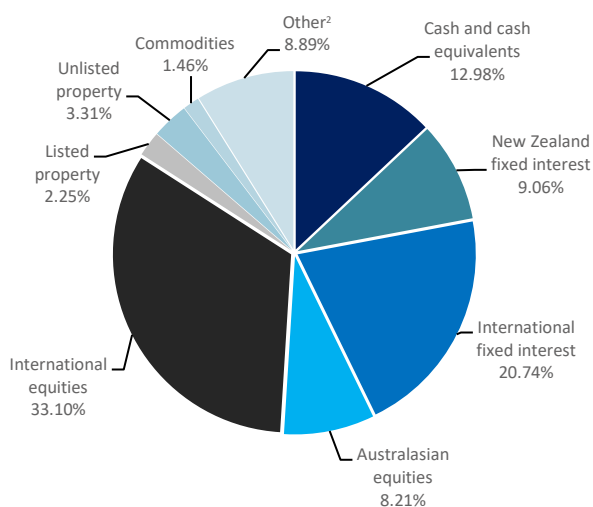
Example of how this applies to an investor

Mary had \$10,000 in the Fund at the start of the year and did not make any further contributions. At the end of the year, Mary received a return after fund charges were deducted of \$664 (that is 6.64% of her initial \$10,000). Mary paid \$24.24 in other charges. This gives Mary a total return after tax of \$502.76 for the year.

What does the fund invest in?

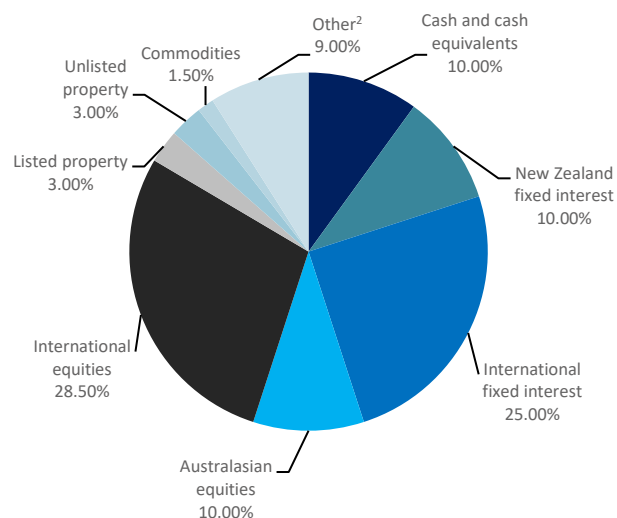
Actual investment mix

This shows the types of assets that the Fund invests in.



Target investment mix

This shows the mix of assets that the Fund generally intends to invest in.



Top 10 investments

	Asset name	% of fund net assets	Type	Country	Credit rating
1	AMP Capital Investors NZ Cash Fund	12.09%	Cash and cash equivalents	New Zealand	
2	Robeco Global Credit Fund	1.87%	International fixed interest	Australia	
3	First State Investments Global Listed Infrastructure Fund	1.62%	Other ²	New Zealand	
4	New Zealand Government 5.5% 15/04/2023	1.47%	New Zealand fixed interest	New Zealand	AA+
5	New Zealand Government 6% 15/05/2021	1.45%	New Zealand fixed interest	New Zealand	AA+
6	T Rowe Price Global Unconstrained Bond Fund	1.33%	International fixed interest	Australia	
7	The A2 Milk Company Limited	1.06%	Australasian equities	New Zealand	
8	BNP Paribas US Dollar Account	1.02%	International equities	United States	
9	New Zealand Government Indexed Bond 2% 20/09/2025	0.95%	New Zealand fixed interest	New Zealand	AA+
10	KKR Global Infrastructure Investors II L.P. (& NT overlay)	0.95%	Other ²	Australia	

The total value of the above assets is 23.80% of the net asset value of the Fund.

Currency hedging

Currency hedging can apply to some of the asset classes the Fund invests in. The level of currency hedging for global shares is managed between 0% and 100%, and may change over time depending on the investment manager's view of the relative strength or weakness of the New Zealand dollar. Other global assets classes (global fixed interest and real assets) target a 100% net-of-tax hedge to the New Zealand dollar. For more information, refer to the Plan's SIPO available on the schemes register at disclose-register.companiesoffice.govt.nz.

Key personnel

Name	Current position	Time in current position	Previous position	Time in previous position
Adam McKenzie ³	Head of Wealth, Mercer (N.Z.) Ltd	3 months	Sales Leader, Institutional Wealth, Mercer Australia	9 years
Philip Houghton-Brown	Chief Investment Officer, New Zealand, Mercer (N.Z.) Ltd	6 years and 11 months	Chief Investment Officer – OnePath (NZ) Ltd	5 years and 3 months
John Ross	General Manager, Corporate Trustee Services, Public Trust	2 year and 5 months	Head of Public Sector ANZ Bank New Zealand Ltd	3 years and 6 months
Ireen Muir	Head of Client Services, Corporate Trustee Services, Public Trust	1 year and 5 months	Senior Manager Client Services, Corporate Trustee Services, Public Trust	6 years and 5 months
Martyn Ogilvie	Manager Client Services, Corporate Trustee Services, Public Trust	7 months	Senior Trust Officer, Corporate Trustee Services, Public Trust	18 years and 8 months

Further information

You can also obtain this information and some additional information from the offers register at disclose-register.companiesoffice.govt.nz.

Notes

1. The standard administration fee is deducted monthly per member. It is calculated on a sliding scale and averaged across all members.
2. Other includes investments in global infrastructure assets (listed and unlisted).
3. Adam McKenzie has not been named in a previous fund update for the fund.